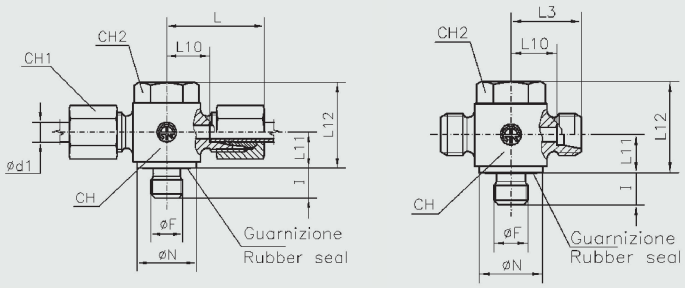

Filettatura:
Gas cilindrica

Thread
B.S.P. parallel

TN 136 GG R

– Raccordo orientabile doppio
– Double orientable fitting

Serie Series	Ø Tubo Tube O.D. d_1	PE	I	L	L10	L11	L12	Ø N	L3	CH1	CH2	CH	Ø F	Simbolo di ordinazione-Part. No.		Peso-Weight kg.×100 P.	
														Completo Complete	Solo corpo Only body	Completo Complete	Solo corpo Only body
L	6	315	8	29	13	10,5	24	14	20	14	17	17	1/8″	**TN 136 GG - 6 LR**	**TS 136 GG - 6 LR**	7,6	5,3
	8		12	30	14	14	30	18	21	17	19	22	1/4″	**TN 136 GG - 8 LR**	**TS 136 GG - 8 LR**	13,5	10,1
	10		12	31,5	15	14	30	18	22	19	19	22	1/4″	**TN 136 GG - 10 LR**	**TS 136 GG - 10 LR**	14,7	10,3
	12		12	34	17,5	16,5	36	22	24,5	22	24	27	3/8″	**TN 136 GG - 12 LR**	**TS 136 GG - 12 LR**	23,6	17,4
	15		14	36,5	20	21,5	45	26	28	27	30	32	1/2″	**TN 136 GG - 15 LR**	**TS 136 GG - 15 LR**	42,4	30,4
	18		14	39	21	21,5	45	26	28	32	30	32	1/2″	**TN 136 GG - 18 LR**	**TS 136 GG - 18 LR**	44,2	31,1
	22	160	16	46	27	24	53	32	34,5	36	36	41	3/4″	**TN 136 GG - 22 LR**	**TS 136 GG - 22 LR**	72,8	53,7
	28		18	51	31,5	30,5	66	39	39	41	46	50	1″	**TN 136 GG - 28 LR**	**TS 136 GG - 28 LR**	122,1	92,7
	35		20	60	35,5	35,5	76	49	46	50	55	60	1″ 1/4	**TN 136 GG - 35 LR**	**TS 136 GG - 35 LR**	191,4	168,5
	42		22	65	40	40,5	87	55	51	60	60	70	1″ 1/2	**TN 136 GG - 42 LR**	**TS 136 GG - 42 LR**	297,8	248,4
S	6	400	12	32,5	16	14	30	18	23	17	19	22	1/4″	**TN 136 GG - 6 SR**	**TS 136 GG - 6 SR**	14,9	11,0
	8		12	32	16	14	30	18	23	19	19	22	1/4″	**TN 136 GG - 8 SR**	**TS 136 GG - 8 SR**	15,9	11,2
	10		12	36	18	16,5	36	22	25,5	22	24	27	3/8″	**TN 136 GG - 10 SR**	**TS 136 GG - 10 SR**	26,5	18,3
	12		12	36	18	16,5	36	22	25,5	24	24	27	3/8″	**TN 136 GG - 12 SR**	**TS 136 GG - 12 SR**	27,6	19,0
	14		14	41	22	21,5	45	26	30	27	30	32	1/2″	**TN 136 GG - 14 SR**	**TS 136 GG - 14 SR**	47,3	32,3
	16		14	41,5	21,5	21,5	45	26	30	30	30	32	1/2″	**TN 136 GG - 16 SR**	**TS 136 GG - 16 SR**	47,8	31,8
	20		16	52,5	28	24	53	32	38,5	36	36	41	3/4″	**TN 136 GG - 20 SR**	**TS 136 GG - 20 SR**	92,8	55,9
	25	250	18	58	31	30,5	66	39	43	46	46	50	1″	**TN 136 GG - 25 SR**	**TS 136 GG - 25 SR**	151,4	100,5
	30		20	66	36,5	35,5	76	49	50	50	55	60	1″ 1/4	**TN 136 GG - 30 SR**	**TS 136 GG - 30 SR**	227,4	163,8
	38		22	74	41	40,5	87	55	57	60	60	70	1″ 1/2	**TN 136 GG - 38 SR**	**TS 136 GG - 38 SR**	340,9	269,3

– Le dimensioni di ingombro si intendono a raccordo chiuso.
– Overall sizes are with closed fitting.

– Gamma di temperatura senza riduzioni di pressione con i raccordi con guarnizioni O-Ring in NBR (Perbunan): da -35 a +100°C
– Temperature range without pressure reductions with connections fitted with O-Rings in NBR (Perbunan): from -35 to +100°C.

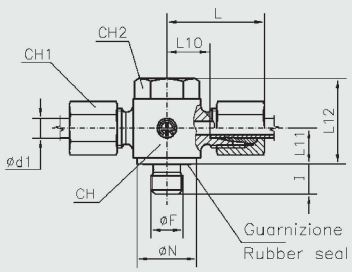

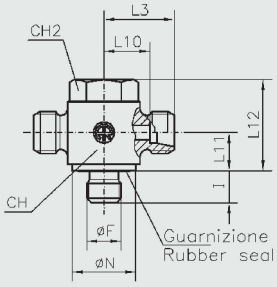

TN 136 GG M

– Raccordo orientabile doppio
– Double orientable fitting

Filettatura: Thread
Metrica cilindrica Metric parallel

Serie Series	Ø Tubo Tube O.D. d_1	PE	I	L	L10	L11	L12	Ø N	L3	CH1	CH2	CH	Ø F	Simbolo di ordinazione-Part. No.		Peso-Weight kg.×100 P.	
														Completo Complete	Solo corpo Only body	Completo Complete	Solo corpo Only body
L	6	315	8	29	13	12,5	27	15	20	14	17	20	10×1	**TN 136 GG - 6 LM**	**TS 136 GG - 6 LM**	7,6	5,4
	8		12	30	14	15	30,5	18	21	17	19	22	12×1,5	**TN 136 GG - 8 LM**	**TS 136 GG - 8 LM**	13,6	9,6
	10		12	31,5	15	15	30,5	19	22	19	19	22	14×1,5	**TN 136 GG - 10 LM**	**TS 136 GG - 10 LM**	14,9	10,4
	12		12	34	17,5	19	38,5	22	24,5	22	24	27	16×1,5	**TN 136 GG - 12 LM**	**TS 136 GG - 12 LM**	23,8	17,1
	15		14	36,5	20	21,5	44,5	24	27	27	24	36	18×1,5	**TN 136 GG - 15 LM**	**TS 136 GG - 15 LM**	32,6	23,9
	18		14	39	21	23	48	27	28	32	27	36	22×1,5	**TN 136 GG - 18 LM**	**TS 136 GG - 18 LM**	45,4	31,6
	22	160	16	46	27	26	56	33	28,5	36	32	41	26×1,5	**TN 136 GG - 22 LM**	**TS 136 GG - 22 LM**	71,3	53,6
	28		18	51	31,5	32	69,5	40	39	41	41	50	33×2	**TN 136 GG - 28 LM**	**TS 136 GG - 28 LM**	114,1	93,0
	35		20	60	35,5	37	80,5	50	46	50	50	60	42×2	**TN 136 GG - 35 LM**	**TS 136 GG - 35 LM**	192,5	159,9
	42		22	65	40	43,5	93	56	51	60	55	70	48×2	**TN 136 GG - 42 LM**	**TS 136 GG - 42 LM**	276,1	226,7
S	6	400	12	32,5	16	15	30,5	18	23	17	19	22	12×1,5	**TN 136 GG - 6 SM**	**TS 136 GG - 6 SM**	14,9	10,3
	8		12	32	16	15	30,5	19	23	19	19	22	14×1,5	**TN 136 GG - 8 SM**	**TS 136 GG - 8 SM**	16,2	11,5
	10		12	36	18	19	38,5	22	25,5	22	24	27	16×1,5	**TN 136 GG - 10 SM**	**TS 136 GG - 10 SM**	22,4	16,0
	12		12	36	18	18	37,5	24	25,5	24	24	27	18×1,5	**TN 136 GG - 12 SM**	**TS 136 GG - 12 SM**	27,8	23,8
	14		14	41	22	23	48	27	30	27	27	36	20×1,5	**TN 136 GG - 14 SM**	**TS 136 GG - 14 SM**	42,3	31,1
	16		14	41,5	21,5	23	48	27	30	30	27	36	22×1,5	**TN 136 GG - 16 SM**	**TS 136 GG - 16 SM**	51,3	32,3
	20		16	52,5	28	26	56	33	38,5	36	32	45	27×2	**TN 136 GG - 20 SM**	**TS 136 GG - 20 SM**	93,0	70,2
	25	250	18	58	31	32	69,5	40	43	46	41	50	33×2	**TN 136 GG - 25 SM**	**TS 136 GG - 25 SM**	151,3	107,9
	30		20	66	36,5	37	80,5	50	50	50	50	60	42×2	**TN 136 GG - 30 SM**	**TS 136 GG - 30 SM**	228,6	180,4
	38		22	74	41	43,5	93	56	57	60	55	70	48×2	**TN 136 GG - 38 SM**	**TS 136 GG - 38 SM**	331,6	260,0

– Le dimensioni di ingombro si intendono a raccordo chiuso.
– Overall sizes are with closed fitting.

– Gamma di temperature senza riduzioni di pressione con i raccordi con guarnizioni O-Ring in NBR (Perbunan): da -35 a +100°C
– Temperature range without pressure reductions with connections fitted with O-Rings in NBR (Perbunan): from -35 to +100°C